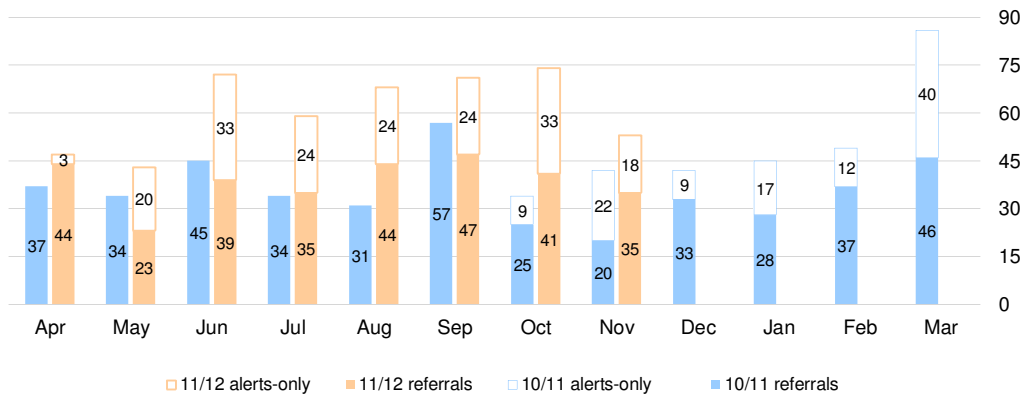




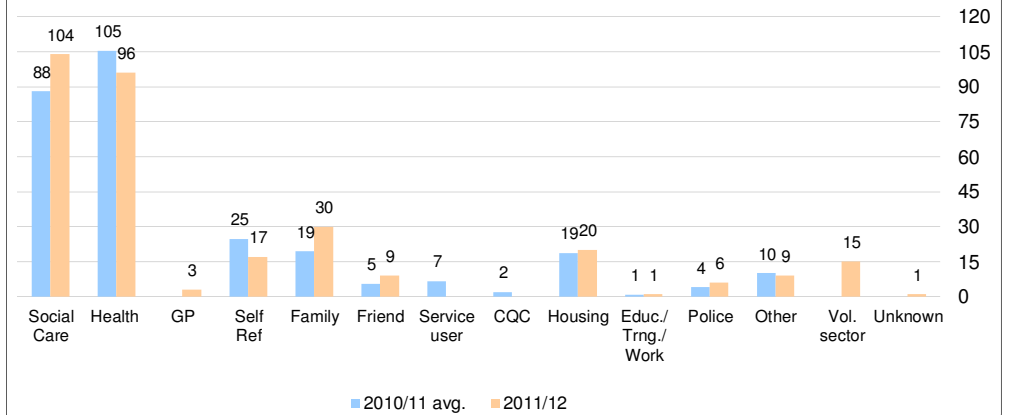
Safeguarding Adults Partnership Board

Performance Report - November 2011

Contacts
Number of alerts / referrals



Referral source
Number of instances of abuse by referral source (Apr-Nov)



There has been an overall increase in the number of Safeguarding contacts when compared against last year, with **308** referrals compared to **283 at the same point last year**. This increase reflects Camden's work with partners to provide training and raise awareness of safeguarding issues.

Camden's repeat referral rate (i.e. vulnerable adults who present more than once with safeguarding concerns within the current year) is monitored on an annual basis as part of statutory returns to central government. The re-referral rate is expected to be between 5% and 10% of all referrals; it stands at 6.8% for 2010/11 and will be calculated for 2011/12 in June 2012.

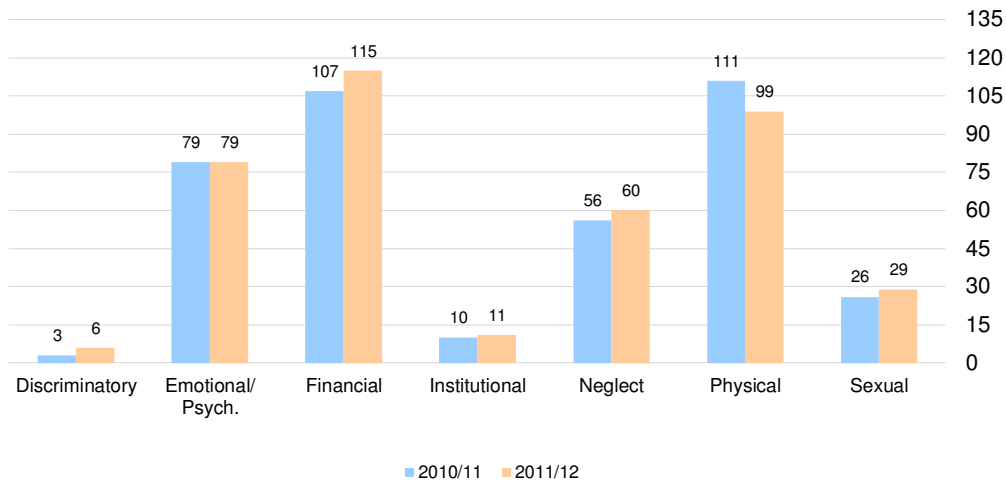
There are a higher number of referrals from **social care** and the **voluntary sector** compared with last year, reflecting Camden's work to raise awareness and provide training to partners.

Although **health** referrals are lower than this point last year due to Camden's work with UCH to ensure that only appropriate cases are referred to Camden, health referrals have grown over 2011/12 due to increase awareness.

Variations in the **self, family and friend** categories results from data cleaning, with a number of self referrals now correctly categorised as family or friend. The 7 unknown referral sources are being followed up with teams
So far in 2011/12 there have been:

- 6 referral from the police
- 3 referrals from GP's
- no referrals from the fire service, service users or CQC

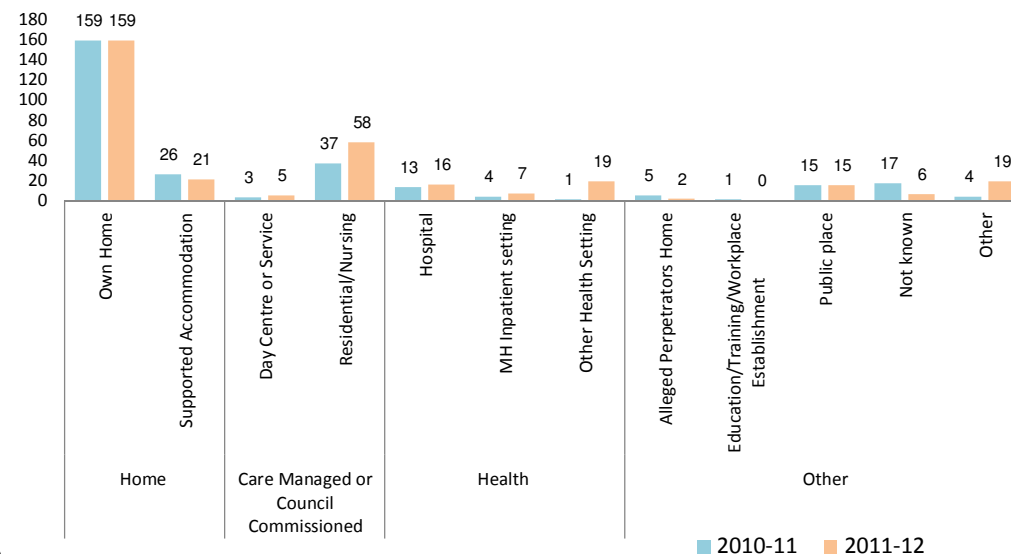
Type of abuse
Number of instances of abuse by type (Apr-Nov)



Currently, the pattern remains broadly in line with this point last year, although **financial has overtaken physical as the most commonly reported type of abuse**, most likely as a result of all 'unknown' abuse types having now been correctly categorised.

Though these changes are not statistically significant, there have been increases for financial (+8), discriminatory (+3), institutional (+1), neglect (+4) and sexual (+3) and decreases for physical (-12).

Location of Abuse



The decrease in those reported in some form of **supported accommodation** (from 26 to 19) is caused by hostel residents now being recorded under Housing.

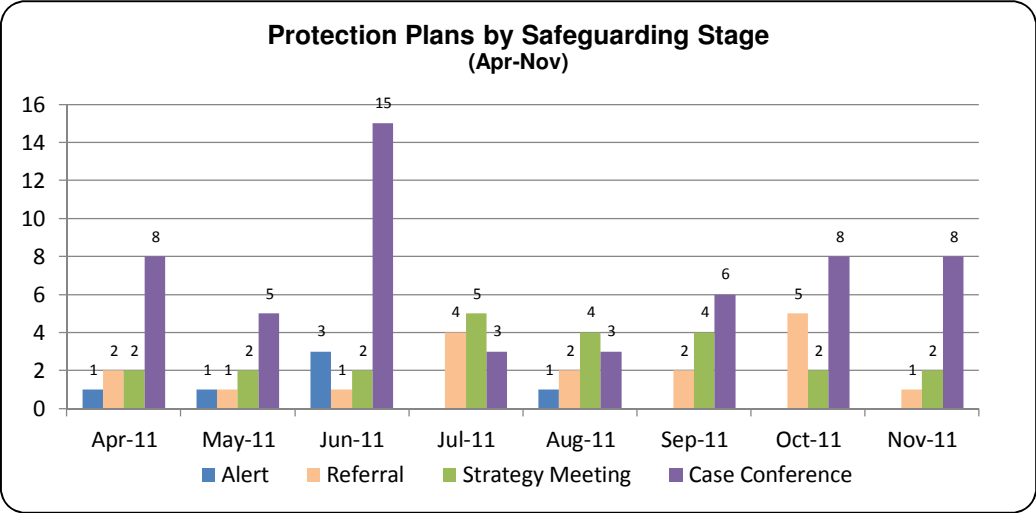
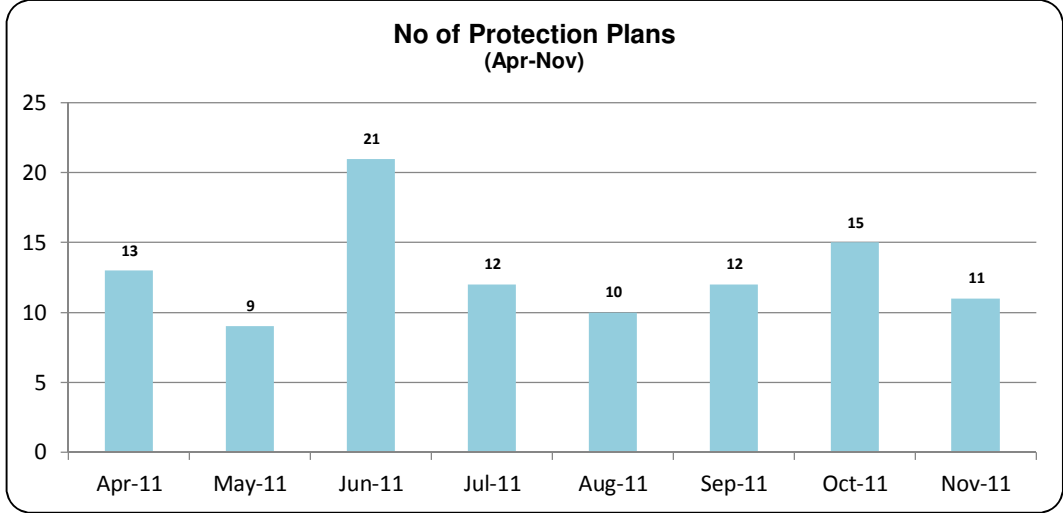
The increase in those reported in **residential and nursing care homes** (from 37 to 58) which reflects Camden's work to raise awareness of safeguarding with partners.

The increase in those reported in **other health settings** (from 1 to 19) is being investigated.

The variation in **not known and other** reflects data cleaning with cases previously being recorded as not known now being correctly captured under other.

So far in 2011/12:

- 55% of alleged abuse took place in the client's home, against 62% for the whole of 2010/11. This includes in their own home (49%) and in supported accommodation (6%).
- 19% of alleged abuse took place in a care managed or council commissioned setting, against 13% reported for the whole of 2010/11.
- 13% of alleged abuse took place in an NHS setting, against 9% for the whole of 2010/11.
- 13% of alleged abuse took place in other settings, broadly steady against 15% for the whole of 2010/11. This includes unknown, which is associated with financial abuse.

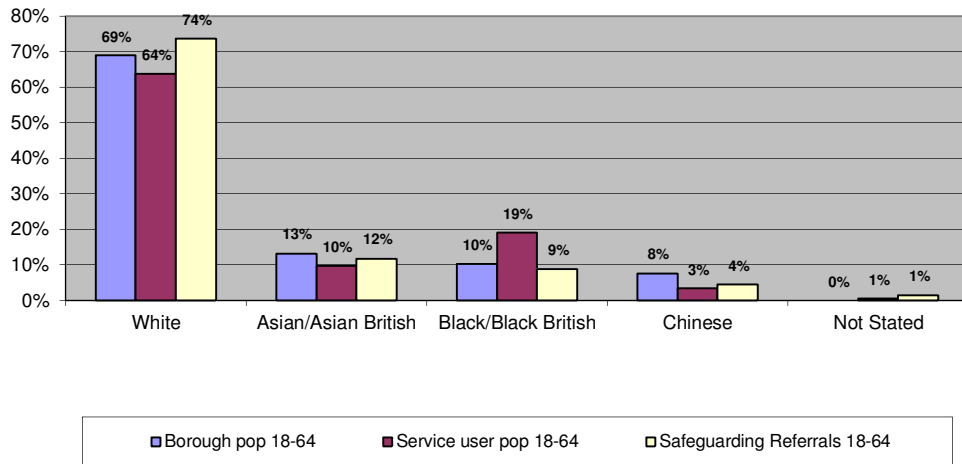


103 Protection Plans have been recorded so far in 2011/12, compared to 51 for the whole of 2010/11, which reflects improved practice and recording.

Protection Plans can now be recorded at any stage in the Safeguarding workflow, but over half are still recorded after a Case Conference has taken place. Specifically:

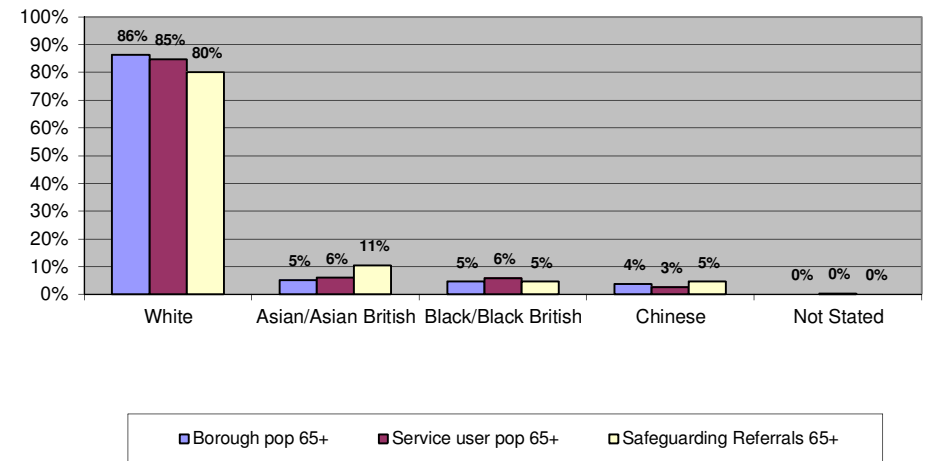
- 6% (6) of PP's are recorded after the SA Alert
- 17% (18) are recorded after the SA Referral
- 22% (23) are recorded after a Strategy Meeting
- 54% (56) are recorded after a Case Conference

Safeguarding Ethnicity 18-64 Age Group



For ages 18-64 the ethnicity profile of safeguarding referrals is broadly in line with the service user and borough populations, although it is worth noting that White referrals are slightly over-represented and Black/Black British referrals are slightly under-represented in relation to both the service user and borough populations.

Safeguarding Ethnicity 65+ Age Group



For ages 65+ the ethnicity profile of safeguarding referrals is broadly comparable to the service user and borough populations.